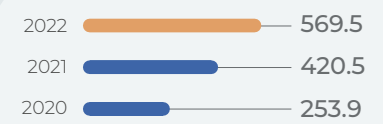


# Key highlights

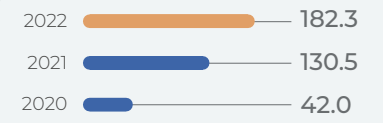


## FINANCIAL HIGHLIGHTS

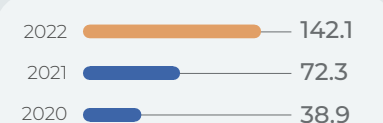
Revenue, RUB bln



Adjusted net profit, RUB bln

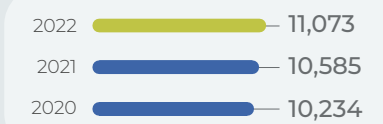


Dividend payments, RUB bln

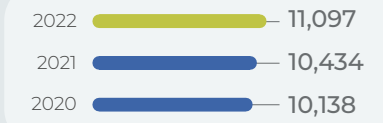


## OPERATIONAL HIGHLIGHTS

Output by key product, kt

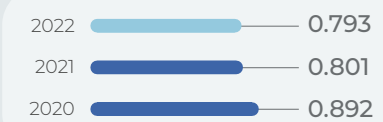


Sales by key product, kt




## SUSTAINABLE DEVELOPMENT HIGHLIGHTS


Pollutant emissions, kg per tonne of finished and semi-finished products



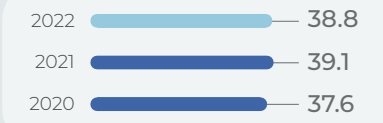
GHG emissions (Scope 1), kg of CO<sub>2</sub>-eq. per tonne of finished and semi-finished products



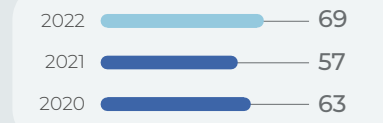
Waste water discharge into surface water bodies, m<sup>3</sup> per tonne of products and semi-finished products



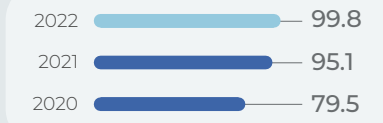
Share of recycled and decontaminated hazard class 1-4 waste, %



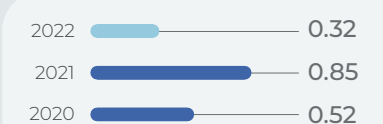
Employee satisfaction and loyalty, %



Average annual training hours per employee, hour



LTIFR (own staff) per 1 mln man-hours



Workplace fatalities (corporate staff)

